



A low-angle, black and white photograph of a KONE KDS300 elevator control panel. The panel is dark and sleek, featuring a digital display at the top showing a grid of numbers. Below the display are several rows of circular buttons, each with a number. The buttons are arranged in a grid, with numbers 1 through 24 visible. The panel is mounted on a light-colored wall, and the perspective is looking up at the panel.

KONE SIGNALIZATION

KDS300

CAR OPERATING PANEL (COP)

Language

- English
- Simplified Chinese

Faceplate/Button materials

- Silver mirror polished stainless steel
- Silver brushed stainless steel
- Golden mirror polished stainless steel
- Golden brushed stainless steel (Unavailable for KDS300-AUS series of square buttons)

Faceplate mounting

Flush mounted

Button shape/mounting method

KDS300 series

- Round, Square/Surface mounted,
- Flush mounted

KDS300-AUS series

- Round – Surface mounted
- Square – Flush mounted

Call register buzzer/Gong on car top

- Optional

DOT MATRIX DISPLAY



Red



Yellow



Green




Blue



White

SEGMENTED LCD DISPLAY



White with blue or black background



FULL GRAPHIC DISPLAY



Available for swing COP

HANDICAP OPERATING PANEL (OPTIONAL)



Black plastic faceplate



Stainless steel faceplate

KDS300 BUTTONS (Braille available as an option)



Surface mounted, Mirror polished



Flush mounted, Brushed



Surface mounted, Mirror polished



Flush mounted, Brushed

KDS300-AUS BUTTONS (Buttons always with Braille)



Surface mounted, Mirror polished



Flush mounted, Brushed



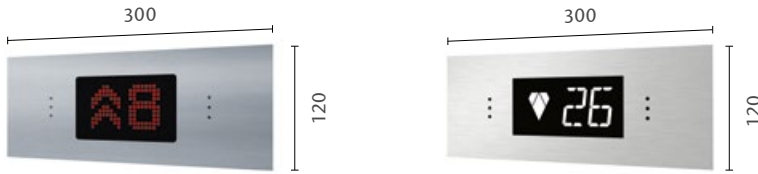
Full height COP

Note: All dimensions are shown in millimeters.

- Please check with your local sales representative for more detailed information about options and advice on making right selection for your elevators.

LANDING DEVICES

HALL INDICATOR (HI)



Display type/color

- Dot matrix: Red, yellow, green, blue, white
- Segmented LCD: white with blue or black background

Language

- English
- Simplified Chinese

Faceplate/Button materials

- Silver mirror polished stainless steel
- Silver brushed stainless steel
- Golden mirror polished stainless steel
- Golden brushed stainless steel (Unavailable for KDS300-AUS series of square buttons)

Button shape/mounting method

KDS300 series

- Round, Square/Surface mounted, flush mounted

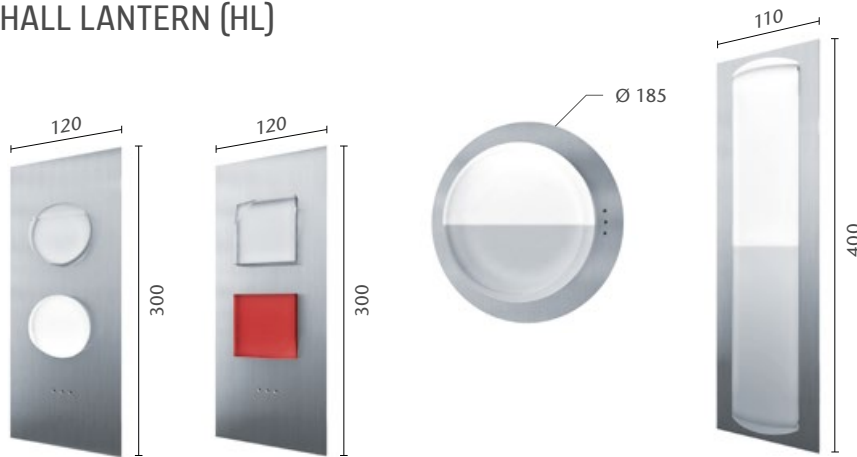
KDS300-AUS series

- Round – Surface mounted
- Square – Flush mounted

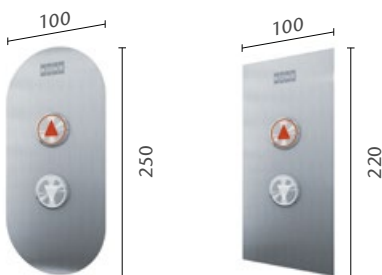
Call register buzzer/Gong on car top

- Optional

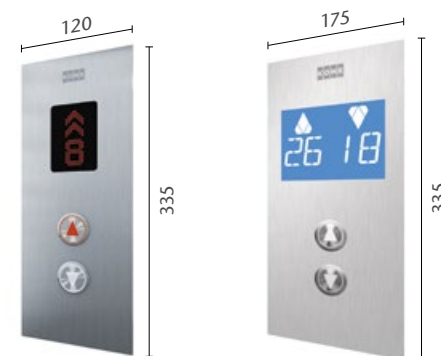
HALL LANTERN (HL)



LANDING CALL STATION (LCS)



LANDING CALL STATION WITH INDICATOR (LCI)



BUTTONS FOR LANDING DEVICES

KDS300 buttons

(Braille available as an option)



KDS300-AUS buttons

(Buttons always with Braille)



KONE provides innovative and eco-efficient solutions for elevators, escalators, automatic building doors and the systems that integrate them with today's intelligent buildings.

We support our customers every step of the way; from design, manufacturing and installation to maintenance and modernization. KONE is a global leader in helping our customers manage the smooth flow of people and goods throughout their buildings.

Our commitment to customers is present in all KONE solutions. This makes us a reliable partner throughout the life cycle of the building. We challenge the conventional wisdom of the industry. We are fast, flexible, and we have a well-deserved reputation as a technology leader, with such innovations as KONE MonoSpace®, KONE NanoSpace™ and KONE UltraRope®.

KONE employs close to 50,000 dedicated experts to serve you globally and locally.

KONE Corporation

www.kone.com